



Malleable Specifications

MALLEABLE THREADED FITTINGS

Standard Class 150 Specifications:

ANSI B1.20.1, Threads, B16.3, Dimensions, Pressure Rating.
A.S.T.M. A197, Material, A153, Galvanizing.
Federal Spec. WWP 521

Pressure Ratings: 150 p.s.i. – Saturated Steam
300 p.s.i. – At 150 degrees W.O.G.

U.L. Listed Where Applicable

Extra Heavy Class 300 Specifications:

ANSI B1.20.1, Threads, B16.3, Dimensions, Pressure Rating.
A.S.T.M. A197, Material, A153, Galvanizing

Pressure Ratings: 300 p.s.i. – Saturated Steam
¼" – 1" – 2000 p.s.i. – At 150 Degrees W.O.G.
1 ¼" – 2" – 1500 p.s.i. – At 150 Degrees W.O.G.
2 ½" – 3" – 1000 p.s.i. – At 150 Degrees W.O.G.

U.L. Listed Where Applicable

Union Specifications: (Brass to Brass, Brass to Iron, Iron to Iron, Gasket Type, Dielectric Iron to Brass)

ANSI B.1.20.1, Threads, B16.39, Dimensions, Pressure Rating.
A.S.T.M. A197, Material, A153, Galvanizing.
Federal Spec. WW-U-531

Pressure Ratings: Class 150 – 150 p.s.i. – Saturated Steam
300 p.s.i. – At 150 Degrees W.O.G.
Class 250 – 250 p.s.i. – Saturated Steam
500 p.s.i. – At 150 Degrees W.O.G.
Class 300 – 300 p.s.i. – Saturated Steam
600 p.s.i. – At 150 Degrees W.O.G.

U.L. Listed Where Applicable



Cast Iron Specifications

CAST IRON FITTINGS

Standard Class 125 Specifications:

ANSI B1.20.1, Threads. B16.4, Dimensions, Pressure Rating.
A.S.T.M. A126, Material, A153, Galvanizing.

Pressure Ratings: 125 p.s.i. – Saturated Steam
300 p.s.i. – At 150 degrees W.O.G.

Federal Spec: WW-P-501
U.L. Listed Where Applicable

Plug and Bushing Specifications:

ANSI B1.20.1, Threads. B16.4, Dimensions, Pressure Rating.
A.S.T.M. A197(Malleable),A126(Cast) A153 Galvanizing.

Pressure Ratings (Mall.): 125 p.s.i. – Saturated Steam
300 p.s.i. – At 150 degrees W.O.G.

Federal Spec: WW-P-501
U.L. Listed Where Applicable

Pressure Rating (Cast): 125 p.s.i. – Saturated Steam
175 p.s.i. – At 150 Degrees W.O.G.

Drainage Fitting Specifications:

ANSI B1.20.1, Threads, B16.12, Dimensions.
A.S.T.M. A126, Material. A153, Galvanizing

Federal Spec: WW-P-941

Cast-Iron Flange Specifications:

ANSI B1.20.1, Threads. B16.1, Dimensions, Pressure Rating.
A.S.T.M. A126, Material, A153, Galvanizing.

Pressure Ratings: 125 p.s.i. – Saturated Steam
175 p.s.i. – At 150 degrees W.O.G.

Federal Spec: WW-P-501
U.L. Listed Where Applicable

Cast-Iron Flanged Fitting Specifications:

ANSI B16.1, Dimensions, Pressure Rating.
A.S.T.M. A126 Class B Material.

Pressure Ratings: 125 p.s.i. – Saturated Steam
175 p.s.i. – At 150 degrees W.O.G.

Federal Spec: WW-F-406
U.L. Listed Where Applicable



Malleable, Cast Iron, Forged Steel, and Nipple standards & specifications.

Standards and Specifications

	DIMENSIONS	MATERIAL	GALVANIZING	THREAD	PRESSURE RATING	FEDERAL/ OTHER
M.I. Fittings						
Class 150	ANSI B16.3	ASTM A-197	ASTM A-153	ANSI B.1.20.1+	ANSI B16.3	WW-P-521
Class 300	ANSI B16.3	ASTM A-197	ASTM A-153	ANSI B.1.20.1+	ANSI B16.3	
M.I. Unions						
Class 150	ANSI B16.39	ASTM A-197	ASTM A-153	ANSI B.1.20.1+	ANSI B16.39	WW-U-531
Class 250	ANSI B16.39	ASTM A-197	ASTM A-153	ANSI B.1.20.1+	ANSI B16.39	WW-U-531
Class 300	ANSI B16.39	ASTM A-197	ASTM A-153	ANSI B.1.20.1+	ANSI B16.39	WW-U-531
Cast-Iron Threaded Fittings						
Class 125	ANSI B16.4	ASTM A-126(A)	ASTM A-153	ANSI B.1.20.1+	ANSI B16.4	WW-P-501
Class 250	ANSI B16.4	ASTM A-126(A)	ASTM A-153	ANSI B.1.20.1+	ANSI B16.4	WW-P-501
C.I. Plugs and Bushings						
	ANSI B16.14	ASTM A-126(A)	ASTM A-153	ANSI B.1.20.1+	*	WW-P-471
C.I. Drainage Threaded Fittings						
	ANSI B16.12	ASTM A-126(A)	ASTM A-153	ANSI B.1.20.1+	*	WW-P-491
C.I. Flanges and Flanged Fittings						
Class 125 (1"-12")	ANSI B16.1	ASTM A-126 (A) or (B)	ASTM -A 153	ANSI B.1.20.1+	ANSI B16.1	WW-F-406
Class 125 (14"-up)	ANSI B16.1	ASTM A-126 (B)	ASTM -A 153	ANSI B.1.20.1+	ANSI B16.1	WW-F-406
Class 250 (1"-12")	ANSI B16.1	ASTM A-126 (A) or (B)	ASTM -A 153	ANSI B.1.20.1+	ANSI B16.1	WW-F-406
Class 250 (14"-up)	ANSI B16.1	ASTM A-126 (B)	ASTM -A 153	ANSI B.1.20.1+	ANSI B16.1	WW-F-406
Forged Steel Threaded Fittings						
Class 2000,3000,6000	ANSI B16.11	ASTM A105 A182 A350		ANSI B.1.20.1+	ANSI B16.11	
Pipe Nipples						
Steel Pipe	ASTM A 733			ANSI B.1.20.1+	*	WW-N-351**
Welded		ASTM A 53 Type F				
Welded		ASTM A 120				
Seamless		ASTM A 53 Gr. B. Type S				
Seamless(High Temp.)		ASTM A 106 Gr. B				
Brass		ASTM B 43				

*The Standard

**Compliance with Dimensions and Material Only

"+" ANSI B.1.20.1 was ANSI B2.1

Steel Pipe NIPPLES

SPECIFICATIONS

MATERIALS:

Manufactured in accordance with ASTM Standard Specification A733 - Welded and seamless carbon steel and austenitic stainless steel pipe nipples.

Paragraph 1.1.1 welded carbon steel nipples and 1.1.2 seamless carbon steel nipples.

FINISHES

Anvil steel nipples are available in black, electro galvanized or hot-dipped galvanized finishes. Please specify finish required when ordering.

THREADS

Anvil pipe nipples are threaded on both ends with standard tapered pipe threads conforming to the American Standard for Pipe Threads A.N.S.I. B1.20.1.

Threads are right hand on each end unless otherwise specified. Left hand threads or plain ends or combinations are available.

SPECIAL LENGTHS

Anvil can supply special lengths, special threading and special finishes to order.

LENGTH

Nipples with lengths up through 12 in. long have a length tolerance of +/- 1/10 in. Nipples over 12 in. long have a tolerance of +/- 1/8.

IDENTIFICATION

Where possible, each Anvil seamless pipe nipple is identified with


The anvil trademark

Seamless designation "SMLS"

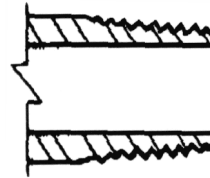
Pipe schedule STD, XS,

SCH160 and XXS.

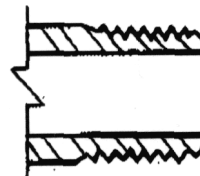
Material designation A106 B



END FINISHES



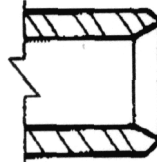
Tapered Pipe Thread(NPT)
 Furnished unless special finish requested.



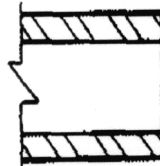
Straight Pipe Thread



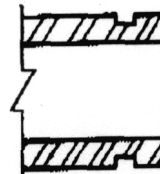
Roller Cut
 Furnished when specified on order. (Not deburred.)



Reamed and Chamfered
 Ends sq. cut and bevelled on O.D. at 35° +/- 10° to axis. Inside burrs removed



Square Cut
 Ends square cut to central axis- all burrs removed



Grooved